

Rug Care Tips

- ✓ Try to rotate your rug every six months to ensure even wear and tear
- ✓ Consider using a rug pad to extend the life of your rug, prevent sliding and to protect your floors
- ✓ Have your rugs professionally cleaned every year, depending on the level of use. Choose a reputable company that doesn't use shampoos or cleaners with a spirit base.
- ✓ Avoid placing your rug in direct sunlight. Regularly rotate your rug if sunlight is falling on one area of your rug.
- ✓ Avoid positioning heavy furniture on your rug as it can cause irreversible flattening or mark the pile.
- ✓ Shading is a natural occurrence for certain rugs. Changes in the pile and weave direction cause variation to the appearance of the colour of your rug which is not preventable.
- ✓ Shedding can be common for new rugs. This is not a fault but a common characteristic of certain rugs. Regular vacuuming should help to reduce and control shedding.
- ✓ Pilling can also be common for rugs that have regular traffic, moving of furniture or even a result from vacuuming. This is not a fault but a natural characteristic that can be managed by carefully trimming the affected area as required.
- ✓ Sprouting that results in loose yarns rising to the surface of the rug can also be common for certain rugs. This is not a fault but a natural characteristic of certain weave constructions and all hand tufted rugs that can be managed by carefully trimming affected yarns or pushing back through the rug.
- ✓ Design and construction variations are especially common with hand-made rugs. This is not a fault but a natural characteristic of hand-made rugs that could include variation to line or weave thickness, finished shape or size of the rugs or even colour for natural or hand-dyed fibres.

Vacuum regularly

- ✓ Light, regular vacuuming reduces build-up of soil and grit which are abrasive to your rug.

- ✓ Avoid using powerful vacuums that can pull and loosen the fibres of your rug.
- ✓ Vacuum the base of your rug occasionally to avoid the accumulation of dirt and dust under your rug.

Stains & spills

- ✓ Scoop up solids and gently lift off as much as possible
- ✓ Blot out liquid spills with an absorbent white paper towel or a colourless cloth
- ✓ To clean a stain, try immediate treatment with a mild soap with warm water, first on an inconspicuous area of your rug first to ensure that the treatment doesn't damage your rug.
- ✓ Discontinue use of any cleaning agent if colour lifts off when blotted with a white paper towel or if a watermark remains when dried.
- ✓ For more serious stains like paint, nail polish, shoes polish we recommend seeking specialist advice.
- ✓ For further advice, please contact your rug cleaning professional
- ✗ Do not machine wash rugs.
- ✗ It is not recommended to use soaps or detergents for cleaning sisal, jute or seagrass rugs.
- ✗ Do not wipe or scrub your rug as it can cause permanent damage or worsen the potential for deep staining.

Rug Buying Guide

Choosing Low Maintenance

Synthetic, non-shedding fibres like polypropylene or low shed fibres like short pile acrylics are usually a good choice. Usually requiring less frequent vacuuming, these are also highly spill and stain resistant options.

Natural, sisal fibres are the ultimate dirt resistant choice. This fibre is a naturally dirt resistant and anti-microbial which is easy to keep clean and a highly durable option, suitable for high traffic areas.

Natural Fibre Characteristics

Natural fibre rugs add an organic look and feel to your space. They are valued for their eco-friendly nature, unique look and hypoallergenic qualities.

Cotton Fibre Characteristics

A soft and strong fibre that holds dye well resulting in bright colours. Cotton is an easy care, low maintenance option and lends itself to a lighter construction.

Wool Fibre Characteristics

Wool is a popular choice for being naturally flame retardant, durable; warm in winter and cool in summer. Wool holds colour well, while maintaining its natural look. New wool rugs will shed lightly in the first three to six months and that usually reduces after this. Shedding renews the fibre and keeps your wool rug looking fresh and new for many years. Higher quality wool will experience less shedding and be softer to the touch. You can also choose a vintage handmade wool rug, or a Tibetan hand knotted rug for a low to no shed option.

Jute

Jute is a popular choice, being very eco-friendly and cost effective. Often hand braided, this material gives an organic look and is easy to style. This material is moderately soft and is not as durable as some other materials such as wool or heat-set polypropylene. Jute is highly absorbent and not recommended for use in the bathroom, kitchen or dining rooms.

Sisal

Sisal is a popular choice for entrances and hallways as it is durable, rugged and easy to keep clean. Sisal rugs resist dirt particles and contain natural tannins (also found in tea and red wine) that control the growth of bacteria, fungi and dust mites. Sisal are the coarsest of the rug fibres, so may not be ideal for bedroom or lounge room settings.

Hemp

Hemp is a versatile fibre that is very eco-friendly, durable and stylish. Hemp fibre can be coarse or soft depending on the treatment the material receives, but all hemp will soften over time.

Synthetic Fibre Characteristics

Modern technology has provided us with a huge variety of synthetic fibres, with different properties and features.

Acrylic

Acrylic is a super soft fibre that holds dye extremely well, allowing for a wide variety of colours from the softest pastel to the boldest brights. It is an excellent choice for kids' rooms, lounge rooms and bedrooms. As with wool, the pile will shed slightly in the first three to six months and reduce after this time. Choose a low pile acrylic rug if you want the benefits of acrylic with less shedding. This makes acrylic best suited to low traffic areas.

BCF Polypropylene

BCF polypropylene is a durable and cost-effective material. The fibres are created from by-products of the petroleum industry and can be recycled.

Polyester

Polyester is a soft and shiny fibre that is usually found in shag rugs and is a low shed material.

Heat Set Polypropylene

This type of polypropylene can be finished in many different ways to mimic more expensive natural fibres—from soft and shiny silk to a matte, rugged Berber wool. The fibre is heat set which refers to a stage in the yarn production process whereby two or more yarn fibres are twisted together and then heated to ensure the yarns remain joined, permitting greater design flexibility and appearance.

This fibre creates the easiest care rug option around; being stain and spill resistant, non-shed, easy to clean and perfect for all spaces. Heat Set Polypropylene is waterproof and is used in outdoor rugs as both the pile and the backing.

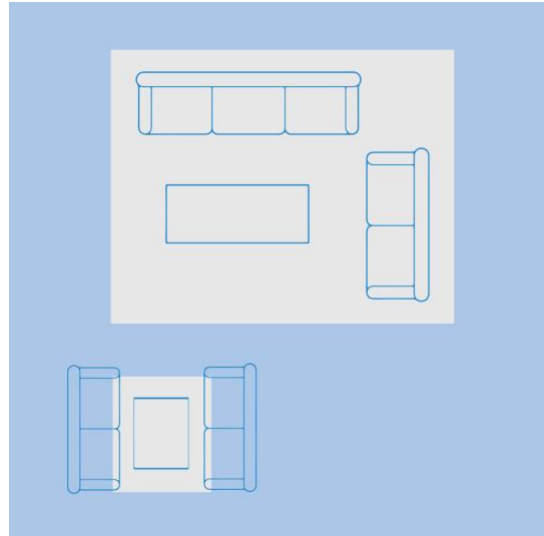
Viscose

Viscose is a super soft and shiny fibre that can be used on its own or to add soft, shimmering touches to natural fibre rugs. Viscose will shed slightly, less so if the viscose has a loop pile construction.

Choosing the right size and shape

Large Living Room

For larger rooms and open plan spaces, a floor rug should be big enough so that the furniture fits completely on top without looking cramped.

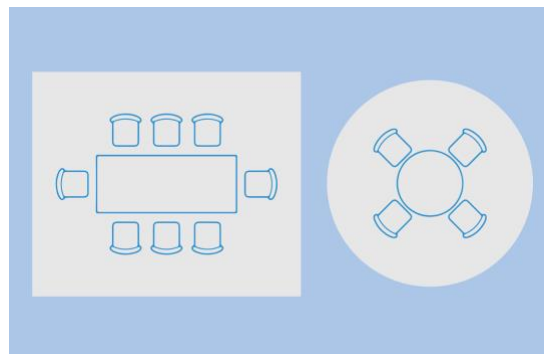


Small Living Room

A small rug can be placed just under the coffee table to define a seating area

Dining Room

Your table and chairs should all rest on the rug. Make sure there is room extending beyond all sides of the table, so chairs are still on the rug when pushed out.

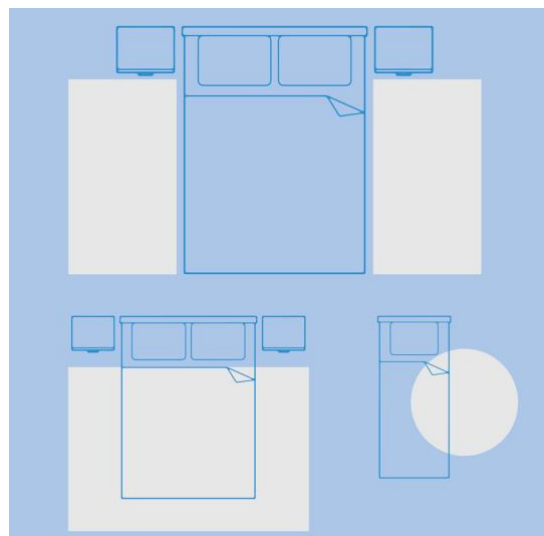


Large Bedroom

To create a luxurious sanctuary, place a rug length-ways down each side of the bed.

Cosy Bedroom

Your rug should frame the bed to give the room a cosy look.



Small Bedroom

For a smaller room or bed, try putting a rug part way under the bed.